

Career and Technical Education  
Phase IV: May 18-June 5, 202  
**Grade 8 Digital Applications**  
**THE JOB INTERVIEW**

**Let's Get Ready for the Job Interview. Business Professional vs. Casual Attire**

**Why is wearing the right outfit to a job interview important?**

Wearing the right outfit to an interview shows that you're prepared for the interview and highlights a level of maturity that's suitable for the position. A polished look for an interview also implies responsibility and a willingness to work. Remember...there are clothes that are appropriate for going out with friends and then there are clothes that are more suitable for business. It is important for us to know the difference.

**How can you appear confident in an interview?**

Use these tips to impress interviewers with your confidence:

Make eye contact  
Maintain good posture  
Practice your handshake  
Practice breathing techniques  
Calm your fidgeting


Prepare and rehearse your answers  
Know about the job/company  
Talk slowly and clearly  
Dress the part  
Think positively



**Are these students dressed the part, as mentioned above?**

Circle one.

YES NO



Consider these **workplace readiness skills** as you prepare for interviews:




**Skill #1:** Creativity and Innovation  
**Skill #2:** Critical Thinking and Problem Solving

**Skill #3:** Initiative and Self-Direction

**Skill #4:** Integrity  
**Skill #5:** Work Ethic

### Who Is Job Interview Ready?

Take a look at the pictures below. Consider what should be worn to a professional job interview. Who is dressed for the interview? Who is not dressed appropriately for the interview?



### ACTIVITY #1 – Identify Appropriate and Inappropriate Attire for an interview.

Some clothes may be appropriate for casual times and others for business

Circle the number of the <b>inappropriate</b> attire for an interview	1	2	3	4	5	6	7
Circle the number of the <b>appropriate</b> attire for an interview	1	2	3	4	5	6	7

**ACTIVITY #2 - Let's Write About It.** Explain below why you chose the numbers you did for the appropriate interview attire. Also use adjectives to describe what you see in the appropriate attire photo. Please respond on a separate sheet of paper and staple or paper clip to this page.

### ACTIVITY #3 - Let's Have Some Fun! Are You Interview Camera-Ready?

Go to your closet and find two clothing combinations, one interview ready and one casual (that you may wear to school). Take two pictures. If possible, use a picture app on your (or your parent's phone) to put the pictures side by side in a frame. You may use a filter, if desired. You will have the option to share your photos with you teacher and class. Posting your pictures on social media and other platforms is not part of this assignment. Please remember online safety when posting anything online. If you do not have a camera, simply describe your two outfits on paper and identify which is casual and which is interview ready.